
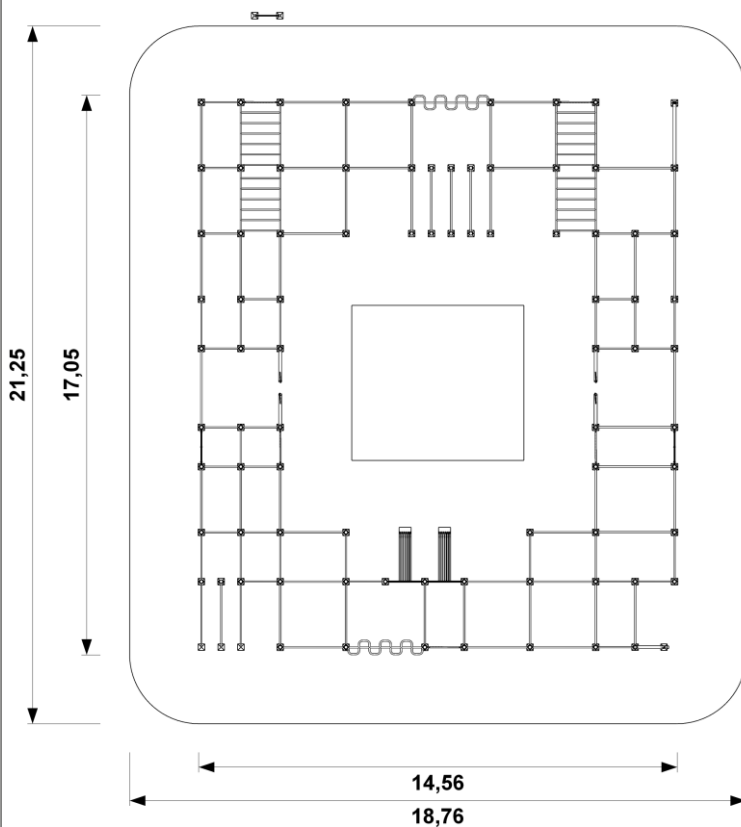


## VISUALISATION



Devices prepared basing on the following standards: PN-EN 1176-1:2009.

## PLAN WITH IMPACT AREA AND DIMENSIONS



## SET CONTENT

- |                         |           |
|-------------------------|-----------|
| - horizontal ladder     | - 5 pcs.  |
| - vertical ladder       | - 4 pcs.  |
| - cross bar 1,2 m       | - 23 pcs. |
| - cross bar 1,5 m       | - 13 pcs. |
| - cross bar 2,0 m       | - 41 pcs. |
| - cross bar 2,4 m       | - 6 pcs.  |
| - wave bar 2,4 m        | - 2 pcs.  |
| - parallel bar 2,0 m    | - 5 pcs.  |
| - oblique bars          | - 3 pcs.  |
| - oblique bench         | - 2 pcs.  |
| - gymnastics rings      | - 2 pcs.  |
| - pole dance            | - 1 pcs.  |
| - wall                  | - 2 pcs.  |
| - line                  | - 1 pcs.  |
| - vertical column 2,5 m | - 58 szt. |
| - vertical column 1,9 m | - 8 pcs.  |
| - vertical column 1,3 m | - 9 pcs.  |
| - information board     | - 1 pcs.  |

## SET DIMENSIONS

Devices dimensions: 17,05 x 14,56 x 3,44 m  
 Impact area dimensions: 21,25 x 18,76 m  
 Impact area surface: 370,16 m<sup>2</sup>

Free height of fall: 2,40 m

## TECHNICAL SPECIFICATIONS

Vertical columns made of steel with a cross-section of 88,9x3,6 mm, double layer powder paint on black (RAL 9005)

Hot dip galvanized cross bars made of pipes with thickness adapted to the length, e.g.

1,2 m – 33,7x2,9 mm

2,0 m – 42,4x4,0 mm

2,4 m – 48,3x4,0 mm

Hot dip galvanized ladder, wave bar, bars.

Gymnastics rings made of stainless steel.

Wall made of anti-slip plywood.

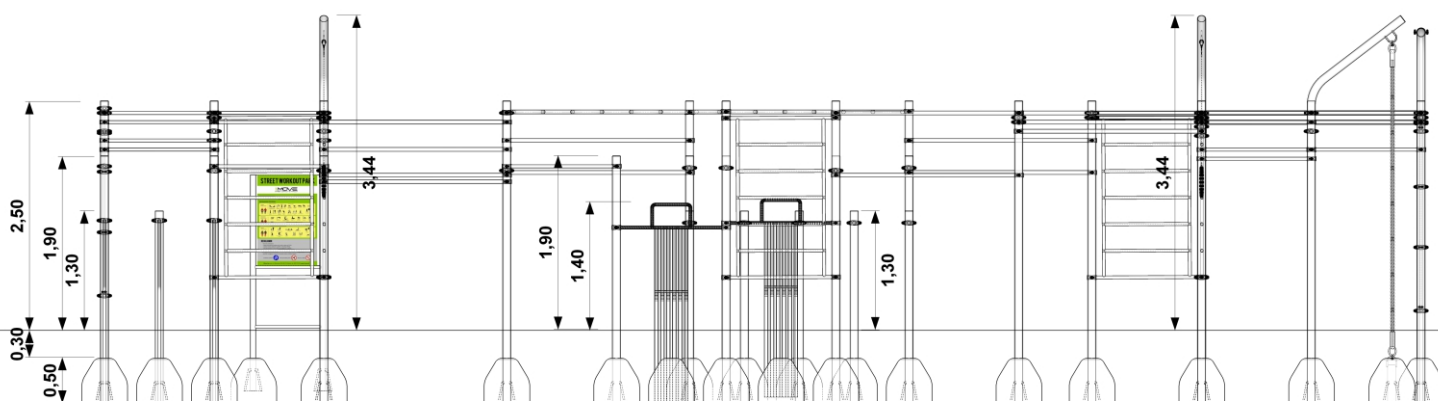
Line made of jute.

Information board painted with double layer powder paint on black (RAL 9005), have a sticker with regulations of use and examples of exercises.

To special order we product cross bars, ladders, oblique bench, wave bars, paraller bars made of double layer painted steel or stainless steel.

There is an option to paint vertical columns on any color from the RAL palette.

## FOUNDATION



Each vertical column poured with semi-dry concrete C20/25 for 80 cm below ground level. Volume of one footing min. 0,125m<sup>3</sup>. Foundations are placed 30 cm below ground level, what prevent accidental or purposeful discovery.

## IMPACT ATTENUATING SURFACES

It is required to make one of the impact attenuating surface:

Sand – 0,2 - 2 mm grain size, depth min. 400 mm,

Gravel – 2 - 8 mm grain size, depth min. 400 mm,

Bark – 20 - 80 mm particle size, depth min. 400 mm,

Woodchips – 5 - 30 mm particle size, depth min. 400 mm,

Other materials and other depths as tested according to EN 1177